„Each variant hits the bull's eye."

Contents

Sockets **and** Plugs			
Sockets	gas/liquid	BK xx	3
Plugs	gas/liquid	SK xx	4
Dimension sheet For Sockets and plugs	gas/liquid		5
Spare parts and wear parts			6
Accessories: Reducers	gas/liquid	RSS xx	8
Cable joint sockets	gas/liquid	KAB xx	8
Cable joint plugs	gas/liquid	KAS xx	8
Mounting sockets	gas/liquid	BEM 25, BE xx/xx	9
Mounting sockets	gas/liquid	BEK xx/xx GELB, BES 95/120	10
Spare parts and wear parts			11
Mounting plugs	gas/liquid	SEM 25, SE 50/70	13
Mounting plugs	gas/liquid	SE 70/95, SES 95/120	14
Spare parts and wear parts			15
Dimension sheet For mounting sockets and mounting plugs	gas/liquid	BE xx / SE xx	17

Welding cable couplings
Sockets BK xx

gas/liquid

Benefits

- Perfect grip
- Extremely sturdy and long-lasting
- Reliable connection at high current loads
- Very good current transfer with original DINSE coupler
- Possible to adapt sleeve to all standard cable diameters
- Extremely stable with tongue & groove connection of sleeve and interior

Application

- DINSE welding cable couplings are used exclusively for welding cables in arc welding and related processes

BKM

BK

BKK

BKS

BKM socket, version M for small welding machines
BKK socket version (with double clamp), (application sample)

Technical data (DIN EN 60 974-12):	
Sockets	**BK xx**
Welding procedures:	Electrical arc welding
Protection class:	IP 3X
Ambient air temperature:	
- for welding	-10°C to +40°C
- during transport and storage	-20°C to +55°C
Relative humidity:	up to 90% at 20°C

	Description	Nominal cross-section (mm²)	Current capacity max. (at 60% ED)	Part name		Part number
1	Socket, Mini	10-16	140A	DIX	BKM 25	121100020
		16-25	190A			
2	Socket, standard	16-25	190A	DIX	BK 25	121100025
	Socket, standard	35-50	315A	DIX	BK 50	121100050
	Socket, standard	50-70	400A	DIX	BK 70	121100070
3	Socket, Plus (with double clamping)	50-70	400A	DIX	BKK 70	121110070
	Socket, Plus (with double clamping)	70-95	500A	DIX	BKK 95	121110090
4	Socket, Special (with double clamping)	70-95	500A	DIX	BKS 95	121120090
	Socket, Special (with double clamping)	95-120	590A	DIX	BKS 120	121120120

- Recommended nominal cross-sections (mm²) of welding cables from CU dependent on welding current and cable length.

Welding cable couplings
Plugs SK xx

Benefits

- Perfect grip
- Extremely sturdy and long-lasting
- Reliable connection at high current loads
- Very good current transfer with original DINSE coupler
- Possible to adapt sleeve to all standard cable diameters
- Extremely stable with tongue & groove connection of sleeve and interior

Application

- DINSE welding cable couplings are used exclusively for welding cables in arc welding and related processes

SKM

SK

SKK

SKS

SKM plug, version M for small welding machines
SKK version (with double clamp) (application sample)

Technical data (DIN EN 60 974-12):	
Plugs	**SK xx**
Welding procedures:	Electric arc welding
Protection class:	IP 3X
Ambient air temperature:	
- for welding	-10°C to +40°C
- during transport and storage	-20°C to +55°C
Relative humidity:	up to 90% at 20°C

	Description	Nominal cross-section (mm²)	Current capacity max. (at 60% ED)	Part name		Part number
1	Plug, Mini	10-16	140A	DIX	SKM 25	122100020
		16-25	190A			
2	Plug, Standard	16-25	190A	DIX	SK 25	122100025
	Plug, Standard	35-50	315A	DIX	SK 50	122100050
	Plugs Standard	50-70	400A	DIX	SK 70	122100070
3	Plug, Plus (with double clamping)	50-70	400A	DIX	SKK 70	122110070
	Plug, Plus (with double clamping)	70-95	500A	DIX	SKK 95	122110090
4	Plug, Special (with double clamping)	70-95	500A	DIX	SKS 95	122120090
	Plug, Special (with double clamping)	95-120	590A	DIX	SKS 120	122120120

- Recommended nominal cross-sections (mm²) of welding cables from CU dependent on welding current and cable length.

Dimension sheet

Welding cable couplings
Sockets BK xx, plugs SK xx

Sockets: **Plugs:**

BKM

1

SKM

BK

2

SK

BKK

3

SKK

BKS

4

SKS

	Sockets	Plugs
1	DIX BKM 25	DIX SKM 25
2	DIX BK 25	DIX SK 25
	DIX BK 50	DIX SK 50
	DIX BK 70	DIX SK 70
3	DIX BKK 70	DIX SKK 70
	DIX BKK 95	DIX SKK 95
4	DIX BKS 95	DIX SKS 95
	DIX BKS 120	DIX SKS 120

Spare parts and wear parts

Welding cable couplings
Sockets BK xx

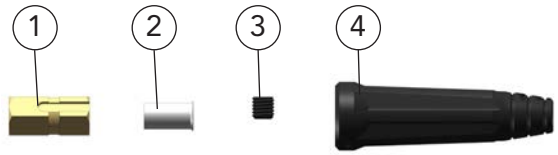

BKM version, Mini

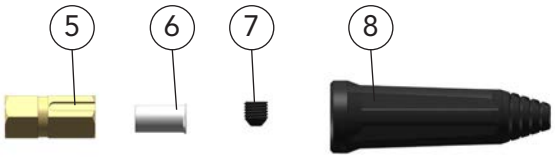

BK version, Standard

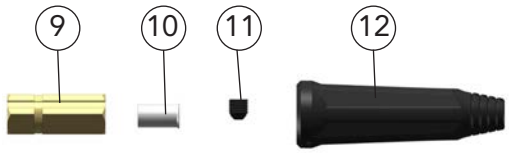

BKK version, Plus (with double clamping)



BKS version, Special (with double clamping)

	Description	Dimension	Part name		Part number
	BKM version, Mini:				
1	Interior part		DIX	BKM 25-01	129131001
2	Clamping sleeve		DIX	8/15	199200015
3	Screw pin	M8x8 mm			199100011
4	Rubber sleeve		DIX	BKM-02	129211021
	BK version, Standard:				
5	Interior part		DIX	BK 25-01	129131002
	Interior part, not shown		DIX	BK 50-01	129131003
	Interior part, not shown		DIX	BK 70-01	129131004
6	Clamping sleeve, for BK 25		DIX	10/25	199200020
	Clamping sleeve, for BK 50, not shown		DIX	35/50	199200050
	Clamping sleeve, for BK 70, not shown		DIX	50/70	199200070
7	Screw pin, for BK 25	M8x1x10 mm			199100009
	Screw pin, for BK 50, not shown	M10x10 mm			199100010
	Screw pin, for BK 70, (pos. 11)	M12x12 mm			199100018
8	Rubber sleeve		DIX	BK-02	129211072
	BKK version, Plus (with double clamping):				
9	Interior part		DIX	BKK 70-01	129131005
	Interior part, not shown		DIX	BKK 95-01	129131006
10	Clamping sleeve, for BKK 70		DIX	50/70 KK	199201070
	Clamping sleeve, for BKK 95, not shown		DIX	70/95 KK	199201090
11	Screw pin, for BKK 70 and BKK 95	M12x12 mm			199100018
12	Rubber sleeve		DIX	BKK-02	129211191
	BKS version, Special (with double clamping):				
13	Additional sleeve		DIX	BEC 101	65904010114
14	Interior part		DIX	BKS 95-1	129111290
	Interior part, not shown		DIX	BKS 120-1	129111320
15	Clamping sleeve, for BKS 95		DIX	70/95 KK	199201090
	Clamping sleeve, for BKS 120, not shown		DIX	95/120 KK	199201120
16	Screw pin, for BKS 95	M12x12 mm			199100018
	Screw pin, for BKS 120, not shown	M16x12 mm			199100016
17	Cylinder screw		DIX	13-2	629130000
18	Rubber sleeve		DIX	BKS-02	129211321

Spare parts and wear parts

Welding cable couplings
Plugs SK xx

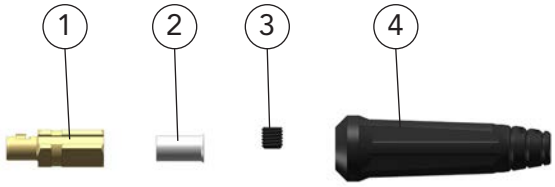

SKM version, Mini

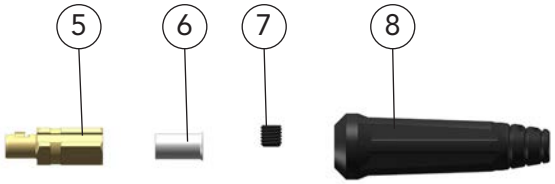

SK version, Standard

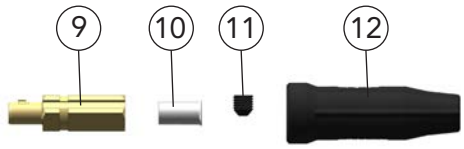

SKK version, Plus (with double clamping)

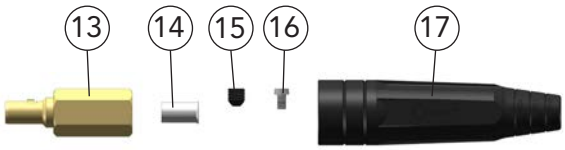

SKS version, Special (with double clamping)

	Description	Dimension	Part name		Part number
	SKM version, Mini				
1	Interior part		DIX	SKM 25-01	129131007
2	Clamping sleeve		DIX	8/15	199200015
3	Screw pin	M8x8 mm			199100011
4	Rubber sleeve		DIX	SKM-02	129221021
	SK version, Standard				
5	Interior part		DIX	SK 25-01	129131008
	Interior part, not shown		DIX	SK 50-01	129131009
	Interior part, not shown		DIX	SK 70-01	129131010
6	Clamping sleeve, for SK 25		DIX	10/25	199200020
	Clamping sleeve, for SK 50, not shown		DIX	35/50	199200050
	Clamping sleeve, for SK 70, not shown		DIX	50/70	199200070
7	Screw pin, for SK 25	M8x8 mm			199100011
	Screw pin, for SK 50, not shown	M10x10 mm			199100010
	Screw pin, for SK 70, not shown	M12x12 mm			199100018
8	Rubber sleeve		DIX	SK-02	129221072
	SKK version, Plus (with double clamping)				
9	Interior part		DIX	SKK 70-01	129131011
	Interior part, not shown		DIX	SKK 95-01	129131012
10	Clamping sleeve, for SKK 70		DIX	50/70 KK	199201070
	Clamping sleeve, for SKK 95, not shown		DIX	70/95 KK	199201090
11	Screw pin, for SKK 70 and SKK 95	M12x12 mm			199100018
12	Rubber sleeve		DIX	SKK-02	129221191
	SKS version, Special (with double clamping)				
13	Interior part		DIX	SKS 95-1	129121290
	Interior part, not shown		DIX	SKS 120-1	129121320
14	Clamping sleeve, for SKS 95		DIX	70/95 KK	199201090
	Clamping sleeve, for BKS 120, not shown		DIX	95/120 KK	199201120
15	Screw pin, for SKS 95	M12x12 mm			199100018
	Screw pin, for BKS 120, not shown	M16x12 mm			199100016
16	Cylinder screw		DIX	13-2	629130000
17	Rubber sleeve		DIX	SKS-02	129221321

Accessories

Welding cable couplings
Reducers RSS xx
Cable joint sockets KAB xx
Cable joint plugs KAS xx

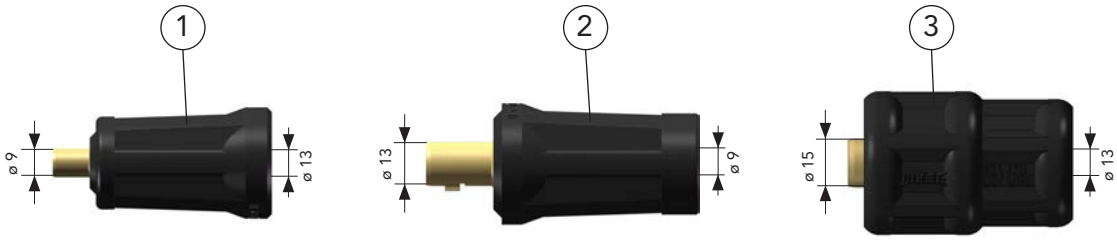

BKM Socket | Reducer RSS | SK plugs

Sample application

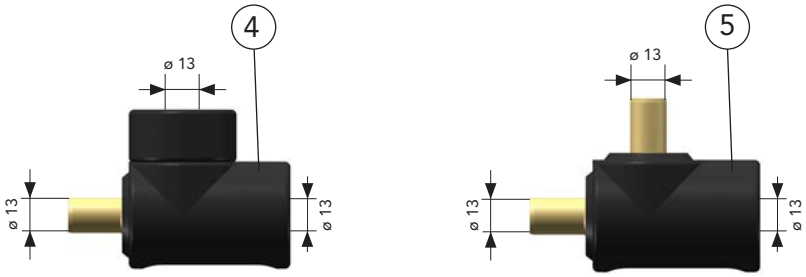

	Description	Application	Part name		Part number
1	Reducer	BKM - SK	DIX	RSS 50/25	124305025
2	Reducer	BK - SKM	DIX	RSS S50/B25	124325025
3	Reducer	BKS - SKK	DIX	RSS 95/120	124300000
4	Cable joint socket For: SK, SKK, BK, BKK		DIX	KAB 70/95	123100070
5	Cable joint plugs For: SK, SKK, BK, BKK		DIX	KAS 70/95	123200070

Welding cable couplings
Mounting socket BEM 25, BE 50/70, BE 70/95

gas/liquid

Benefits

- Extremely sturdy and long-lasting
- Reliable connection at high current loads
- Very good current transfer with original DINSE coupler
- Easy assembly and optimal fixture

BEM

BE

BE

BEM socket, version M for small welding machines,
BE socket, Standard
(sample application)

Technical data (DIN EN 60 974-12):

Sockets	**BEM 25** **BE 50/70** **BE 70/95**
Welding procedures:	Electrical arc welding
Protection class:	IP 3X
Ambient air temperature:	
- for welding	-10°C to +40°C
- during transport and storage	-20°C to +55°C
Relative humidity:	up to 90% at 20°C

Application

- DINSE welding cable couplings are used exclusively for welding cables in arc welding and related processes



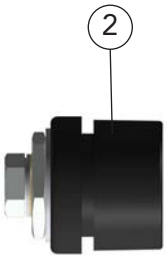

	Description	Nominal cross-section to	Connection screw	Current rating (A) at 60% ED	Part name		Part number
1	Mounting socket Mini	25 mm²	M8	220A	DIX	BEM 25	121300020
2	Mounting socket Standard	50 mm²	M10	330A	DIX	BE 50/70	121300050
3	Mounting socket Standard	70 mm²	M12	400A	DIX	BE 70/95	121300070

- Recommended nominal cross-sections (mm²) of welding cables from CU dependent on welding current and cable length.

Welding cable couplings
Mounting socket BEK 50/70 GELB, BEK 70/95 GELB, BES 95/120

Benefits

- Extremely sturdy and long-lasting
- Reliable connection at high current loads
- Very good current transfer with original DINSE coupler
- Easy assembly and optimal fixture

BEK GELB

BEK GELB

BES

Socket BEK GELB, Plus version (with cover cap), BES Socket Special version (sample application)

Technical data (DIN EN 60 974-12):	
Sockets	**BEK 50/70 GELB** **BEK 70/95 GELB** **BES 95/120**
Welding procedures:	Electrical arc welding
Protection class:	IP 3X
Ambient air temperature:	
- for welding	-10°C to +40°C
- during transport and storage	-20°C to +55°C
Relative humidity:	up to 90% at 20°C

Application

- DINSE welding cable couplings are used exclusively for welding cables in arc welding and related processes

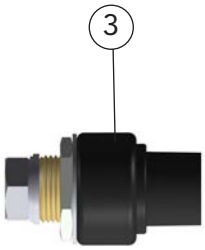

	Description	Nominal cross-section to	Connection screw	Current rating (A) at 60% ED	Part name	Part number
1	Socket Plus with cover cap	50 mm²	M10	330A	DIX BEK 50/70 GELB	121330050
2	Socket Plus with cover cap	70 mm²	M12	400A	DIX BEK 70/95 GELB	121330070
3	Socket Special	95 mm²	M16	480A	DIX BES 95/120	121300120

- Recommended nominal cross-sections (mm²) of welding cables from CU dependent on welding current and cable length.

Welding cable couplings
Mounting socket BEM 25, BE 50/70, BE 70/95



	Description	Terminal screw	Part name	Part number
	Version BEM 25 (M8), Mini			
1	Screw, M 8x1x14			12961302013
2	Serrated washer, J 8.4			12961302012
3	Washer 8.4			12961302011
4	Nut	DIX	B/SEM 25-4	129413020
5	Compression ring	DIX	B/SEM 25-3	129313020
6	ISO-shell	DIX	BEM 25-2	129213020
7	Interior part	DIX	BEM 25-1	129113020
	Version BE 50/70 (M10), standard			
8	Screw, M 10x16			12961305013
9	Serrated washer, A 10.5			12961305012
10	Washer 10.5			12961305011
11	Nut	DIX	B/SE 50/70-4	129413050
12	Serrated washer	DIX	B/SE 50/70-5	129513050
13	Compression ring	DIX	B/SE 50/70-3	129313050
14	ISO-shell	DIX	BE 50/70-2	129213050
15	Interior part	DIX	BE 50-1	129113050
	Version BE 70/95 (M12), standard			
16	Screw, M 12x1.5x20			12961307013
17	Serrated washer, J 12.5			12961307012
18	Washer 13			12961307011
19	Nut	DIX	B/SE 70/95-4	129413070
20	Serrated washer	DIX	B/SE 70/95-5	129513070
21	Compression ring	DIX	B/SE 70/95-3	129313070
22	ISO-shell	DIX	BE 70/95-2	129213070
23	Interior part	DIX	BE 70/95-1	129113070

Spare parts and wear parts

Welding cable couplings
Mounting socket BEK 50/70 GELB, BEK 70/95 GELB, BES 95/120

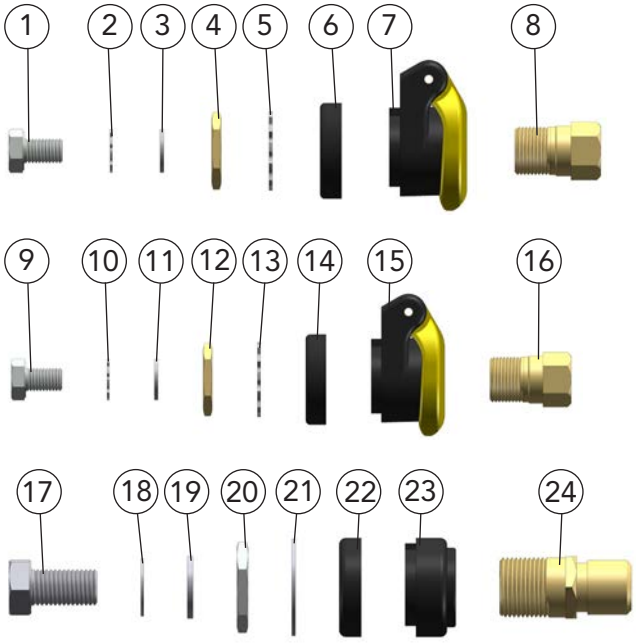

	Description	Terminal screw	Part name	Part number
	Version BEK 50/70 GELB (M10), Plus (with cover cap)			
1	Screw, M10x16			12961305013
2	Serrated washer	DIX	B/SE 50/70-5	129513050
3	Washer, 10.5			12961305011
4	Nut	DIX	B/SE 50/70-4	129413050
5	Serrated washer A 10.5			12961305012
6	Compression ring	DIX	B/SE 50/70-3	129313050
7	Cover	DIX	BAK 50/70	12931305011
8	Interior part	DIX	BE 50-1	129113050
	Version BEK 70/95 GELB (M12), Plus (with cover cap)			
9	Screw, M12x1.5x20			12961307013
10	Serrated washer	DIX	B/SE 70/95-5	129513070
11	Washer, 13			12961307011
12	Nut	DIX	B/SE 70/95-4	129413070
13	Serrated washer J 12.5			12961307012
14	Compression ring	DIX	B/SE 70/95-3	129313070
15	Cover	DIX	BAK 70/95	12931307011
16	Interior part	DIX	BE 70/95-1	129113070
	Version BES 95/120 (M16), Special			
17	Screw, M16x25			12961312013
18	Serrated washer J 17			12961312012
19	Washer, 17			12961312011
20	Nut	DIX	B/SES 95/120-4	129413120
21	Serrated washer	DIX	B/SES 95/120-5	129513120
22	Compression ring	DIX	BES 95/120-3	129313120
23	ISO-shell	DIX	BES 95/120-2	129213320
24	Interior part	DIX	BES 95/120-1	129113320
25	Additional sleeve, not shown	DIX	BEC 101	65904010114

Welding cable couplings
Mounting plug SEM 25, SE 50/70

gas/liquid

Benefits

- Extremely sturdy and long-lasting
- Reliable connection at high current loads
- Very good current transfer with original DINSE coupler
- Easy assembly and optimal fixture

SEM



SE



SEM plug, version M for small welding machines, plug, SE version S for standard (application sample)

Technical data (DIN EN 60 974-12):	
Plugs	**SEM 25** **SE 50/70**
Welding procedures:	Electrical arc welding
Protection class:	IP 3X
Ambient air temperature:	
- for welding	-10°C to +40°C
- during transport and storage	-20°C to +55°C
Relative humidity:	up to 90% at 20°C

Application

- DINSE welding cable couplings are used exclusively for welding cables in arc welding and related processes



	Description	Nominal cross-section to	Connection screw	Current rating (A) at 60% ED	Part name	Part number
1	Plug Mini	25 mm²	M8	220A	DIX SEM 25	122300020
2	Plug Standard	50 mm²	M10	330A	DIX SE 50/70	122300050

- Recommended nominal cross-sections (mm²) of welding cables from CU dependent on welding current and cable length.

Welding cable couplings
Mounting plug SE 70/95, SES 95/120

Benefits

- Extremely sturdy and long lasting
- Reliable connection at high current loads
- Very good current transfer with original DINSE coupler
- Easy assembly and optimal fixture

SE



SES

SE plug, standard version, SES plug, Special version
(sample application)

Technical data (DIN EN 60 974-12):	
Plugs	**SE 70/95** **SES 95/120**
Welding procedures:	Electrical arc welding
Protection class:	IP 3X
Ambient air temperature:	
- for welding	-10°C to +40°C
- during transport and storage	-20°C to +55°C
Relative humidity:	up to 90% at 20°C

Application

- DINSE welding cable couplings are used exclusively for welding cables in arc welding and related processes

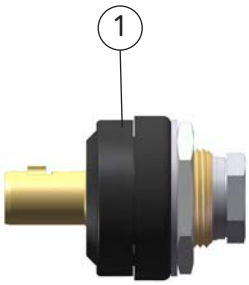



	Description	Nominal cross-section to	Connection screw	Current rating (A) at 60% ED	Part name	Part number
1	Plug, Standard	70 mm²	M12	400A	DIX SE 70/95	122300070
2	Plug, Special	95 mm²	M16	480A	DIX SES 95/120	122320120

- Recommended nominal cross-sections (mm²) of welding cables from CU dependent on welding current and cable length.

Spare parts and wear parts

Welding cable couplings
Mounting plug SEM 25, SE 50/70



	Description	Terminal screw	Part name	Part number
	Version SEM 25 (M8), Mini			
1	Interior part		DIX SEM 25-1	129123020
2	ISO-shell		DIX SEM 25-2	129223020
3	Compression ring		DIX B/SEM 25-3	129313020
4	Nut		DIX B/SEM 25-4	129413020
5	Washer 8.4			12961302011
6	Serrated washer J 8.4			12961302012
7	Screw M8x1x14			12961302013
	Version SE 50/70 (M10), Standard			
8	Interior part		DIX SE 50/70-1	129123050
9	ISO-shell		DIX SE 50/70-2	129223050
10	Compression ring		DIX B/SE 50/70-3	129313050
11	Serrated washer		DIX B/SE 50/70-5	129513050
12	Nut		DIX B/SE 50/70-4	129413050
13	Washer 10.5			12961305011
14	Serrated washer A 10.5			12961305012
15	Screw, M10x16			12961305013

Spare parts and wear parts

Welding cable couplings
Mounting plug SE 70/95, SES 95/120

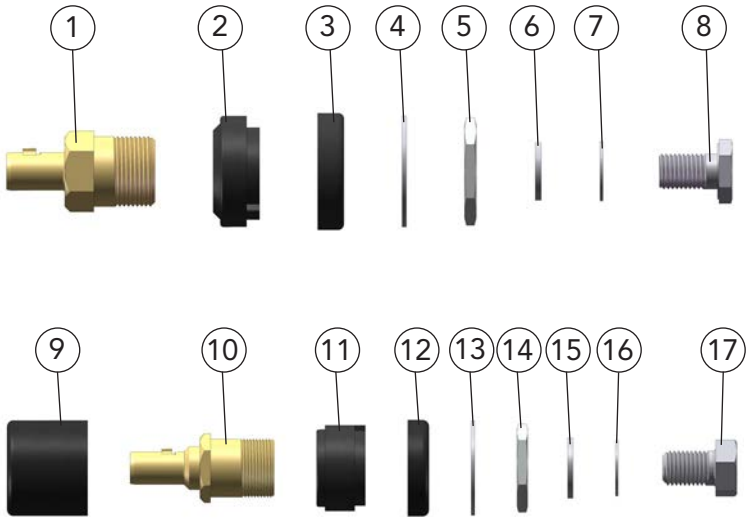

	Description	Terminal screw	Part name		Part number
	Version SE 70/95 (M12), Standard				
1	Interior part		DIX	SE 70/95-1	129123070
2	ISO-shell		DIX	SE 70/95-2	129223070
3	Compression ring		DIX	B/SE 70/95-3	129313070
4	Serrated washer		DIX	B/SE 70/95-5	129513070
5	Nut		DIX	B/SE 70/95-4	129413070
6	Washer 13				12961307011
7	Serrated washer J 12.5				12961307012
8	Screw, M12x1.5x20				12961307013
	Version BES 95/120 (M16), Special				
9	Base		DIX	SES 95/120-2U	12922332011
10	Interior part		DIX	SES 95/120-1	129123320
11	ISO-cap		DIX	SES 95/120-2	12922332012
12	Compression ring		DIX	BES 95/120-3	129313120
13	Serrated washer		DIX	B/SES 95/120-5	129513120
14	Nut		DIX	B/SES 95/120-4	129413120
15	Washer 17				12961312011
16	Serrated washer J 17				12961312012
17	Screw M16x25				12961312013

Dimension sheet

Welding cable couplings
Mounting socket BE xx, Mounting plug SE xx

Mounting sockets:

Mounting plugs:

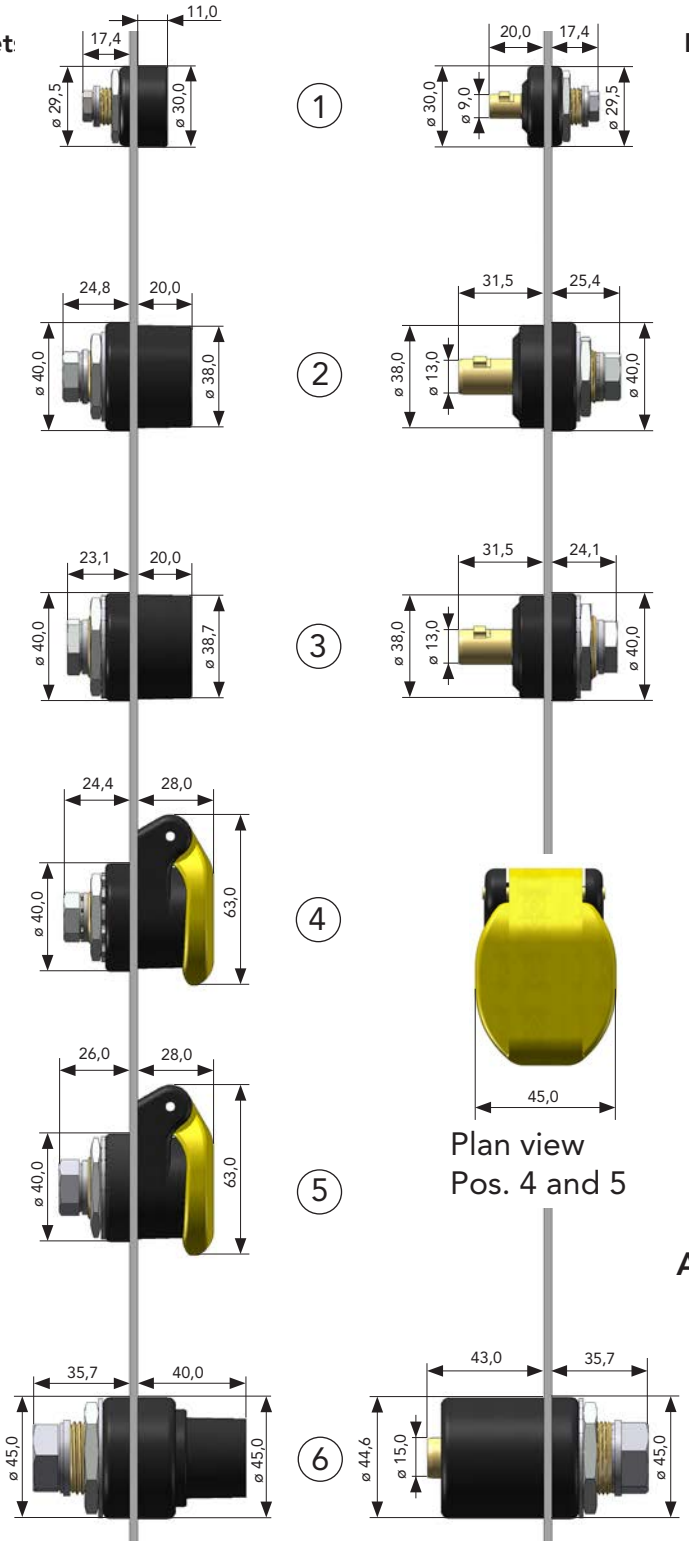

Plan view
Pos. 4 and 5

Assembly dimensions:

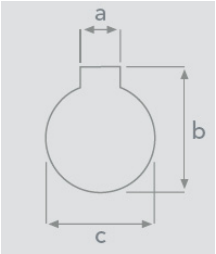

	Sockets	Plugs	a (in mm)	b (in mm)	c (in mm)
1	DIX BEM 25	DIX SKM 25	6.3	22.7	20.2
2	DIX BE 50/70	DIX SE 50/70	6.3	33.2	30.2
3	DIX BE 70/95	DIX SE 70/95	6.3	33.2	30.2
4	DIX BEK 50/70 GELB	-	6.3	33.2	30.2
5	DIX BEK 70/95 GELB	-	6.3	33.2	30.2
6	DIX BES 95/120	DIX SES 95/120	6.3	38.2	35.2

DINSE G.m.b.H.
Tarpen 36 · 22419 Hamburg

Tel: +49-(0)40 - 658 75 - 0
Fax: +49-(0)40 - 658 75 - 200

E-Mail: info@dinse.eu
Internet: www.dinse.eu

Your specialized dealer: